



Compact HEPA Filter Type G17



Features:

- Efficiencies of 95% up to 99.9995% (@ 0.3 μm)
- High quality micro fibreglass media
- Lowest initial pressure drop
- High quality standard due to Quality Assurance System
- Highly economical through high final pressure drop
- Usable in two flow directions
- Rigid frame



Collective Protection Inc.

4641 Montgomery Ave.
Suite 200, Bethesda
MD 20814, USA

Tel.: +1 (443) 709-0575
Fax: +1 (443) 709-0578

info@hepa-filters.biz
www.hepa-filters.biz

Overview

The G17 filter is designed and tested to extract the smallest particles out of the air. The G17 filter contains a fibreglass media pack in the height of 140 mm in "Minipleat shape" with a new application technology of "Hot Melt Spacers" to achieve lowest pressure drop results. This G17 construction always the best and optimal solution for each application.


Applicable Standards:

- EN 1822-5
- IEST-RP-CC001.3



Design

The filter frame is made from zinc coated steel or powder coated black steel and connected with pop rivets on each side to get maximum mechanical strength. The fibreglass media pleated in "Minipleat shape" to one filter cake and is cast into the frame. The sealing to the filter housing is achieved through a leak-free dry-seal system.



Testing

Each HEPA-filter is tested and packed in accordance with American standard IEST-RP-CC001.3 (HEPA and ULPA Filters) or in accordance with the European standard BS EN 1822-1, 4&5 (Testing filter elements HEPA and ULPA efficiency and scan method) or customer requested testings.



Collective Protection Inc.

4641 Montgomery Ave.
Suite 200, Bethesda
MD 20814, USA

Tel.: +1 (443) 709-0575

Fax: +1 (443) 709-0578

info@hepa-filters.biz

www.hepa-filters.biz

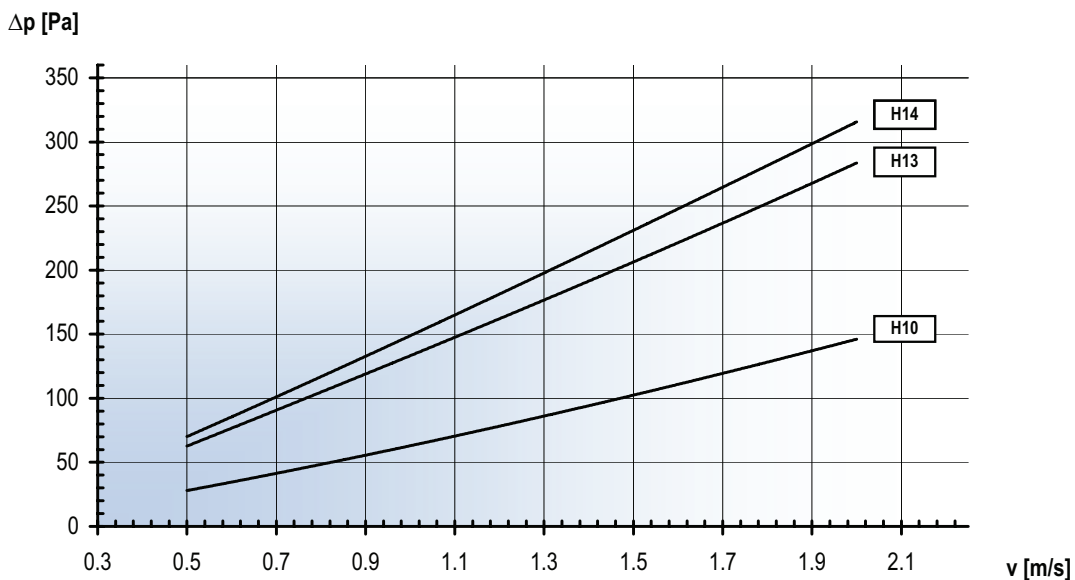
Technical Data

HEPA Filter data		H 10	H 13	H 14
Rated face velocity	m/s	1.5	1.5	1.5
Media Pack	mm	140	140	140
Initial pressure drop @ rated airflow	Pa	103	203	230
Filter class as per EN 1822		H 10	H13	H14
Initial efficiency @ rated airflow				
Test with MPPS (integral)	%	>85	>99.90	>99.990
Test with aerosol Ø 0.3 µm	%	>95	>99.990	>99.9990
Filter class as per EUROVENT 4/4		EU 10	EU 13	EU 14
Filter class as per DIN 24184		R	S	T
Recommended final pressure drop	Pa	600	600	600
Flammability classification to DIN 53438		K1/F1	K1/F1	K1/F1
Max. relative humidity	%	100	100	100
Max. continuous temperature	°C	80	80	80

Filter Dimensions

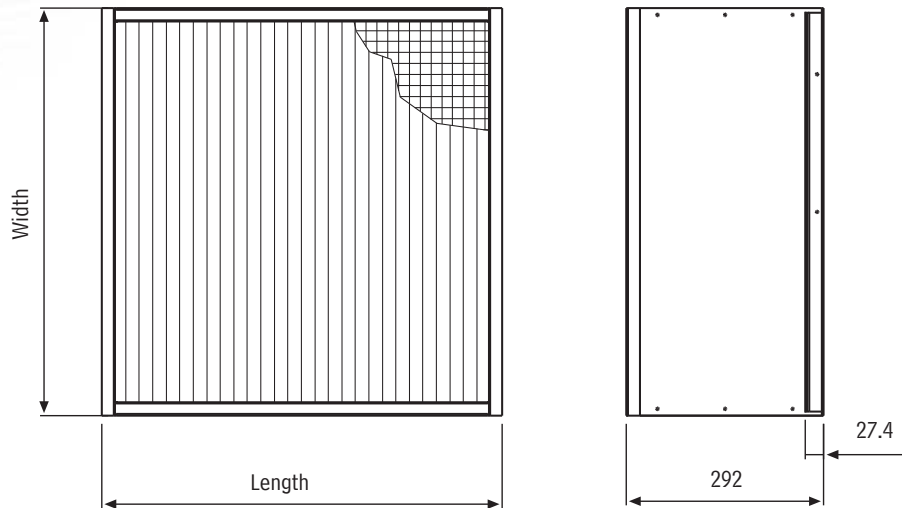
Filter size		Rated Airflow		Weight	
305 x 305	mm	500	m ³ /h	3.9	kg
305 x 610	mm	1005	m ³ /h	6.8	kg
457 x 305	mm	750	m ³ /h	5.2	kg
457 x 457	mm	1130	m ³ /h	7.8	kg
457 x 610	mm	1505	m ³ /h	10.1	kg
610 x 610	mm	2010	m ³ /h	12.7	kg
762 x 610	mm	2510	m ³ /h	16.1	kg
915 x 610	mm	3015	m ³ /h	19.2	kg

Initial Pressure Drop





Dimensional Drawing



Order Numbers

Order no. G17 - **A** - **B** - **C** **D** **E** **F**

Example G17 - **13** - **66** - **D** **2** **L** **1**

Efficiency	A	Size L x W	B	Frame	C	Screen	D	Screen Material	E	Seal	F
H10	10	305 x 305 mm	33	Steel Powder Coated	C	No Screen	0	No Screen	0	No Seal	0
H13	13	305 x 610 mm	36	Steel Zink Coated	D	1x Screen on Seal Side	1	Exp. Steel / Powder Coated	C	1x Dry	1
H14	14	457 x 305 mm	43			1x Screen on Seal Opposite	2	Wire Mesh Zinc Coated	L	Both Sides	2
		457 x 457 mm	44			2x Screen	3				
		457 x 610 mm	46								
		610 x 610 mm	66								
		762 x 610 mm	76								
		915 x 610 mm	96								
		Other dimensions available upon request									

Specifications are subject to change without prior notice