



Compact Finedust Filter Type GV8 Full Plastic (F6 - F9)



Features:

- Efficiencies of 60 % up to 98 % ASHRAE
- High quality micro fibreglass media
- Lowest initial pressure drop
- High quality standard due to Quality Assurance System
- Highly economical through high final pressure drop
- Any airflow direction possible making installation easy
- Rigid frame
- UL 900 approved version



Collective Protection Inc.

4641 Montgomery Ave.
Suite 200, Bethesda
MD 20814, USA
Tel.: +1 (443) 709-0575
Fax: +1 (443) 709-0578
info@hepa-filters.biz
www.hepa-filters.biz

Overview

The GV8 Full Plastic compact prefilter is designed for highest necessities in Gas Turbine applications. Each GV8 Full Plastic filter contains eight (8) "Minipleats-Media Packs" cast in V-shape technology to achieve lowest pressure drop results, highest dust holding capacity and maximum burst pressures.




- Efficiencies of 60% up to 98% (ASHRAE 52.1)
- High quality micro fibreglass media
- Lowest initial pressure drop
- Highest dust holding capacity
- High burst pressure (>3000Pa / 2000/Pa)
- Rigid full plastic frame
- Filter height only 292 mm
- High quality standard due to Quality Assurance System
- Highly economical through high final pressure drop
- Usable in two flow directions
- Endless Gasket (optional)
- Filter tested according to EN 779 (based on ASHRAE 52.1)
- UL 900 approved version.



Design

The side covers of the filter are made from rigid plastic with integrated water outlet slopes on both the up and down stream sides. Connection slots for the insertion of the pre-filter frame HFA-# are also included. These features, in combination with the reinforced profiles, provide maximum space for the filter media pack and obtain a high mechanical strength. The fiberglass media pleated in "mini-pleat shape" can be reinforced with an additional plastic rib¹ which is cast with polyurethane sealant in V-shape technology directly into the side cover. This design provides a very high burst pressure in correlation with maximum dust holding capacity, low pressure drop and safe removal of condensate water. The filters are supplied with a flat flange and endless gasket¹ creating a secure seal between the filter and each standard pre-filter holding frame.


¹ Optional



Testing

The filters are tested in accordance with the European standard EN 779 (Particulate air filters for general ventilation). This standard is based on ASHRAE 52.1²

² Gravimetric and Dust-Spot Procedures for Testing Air Cleaning Devices Used in General Ventilation Removing Particulate Matter 1992.



Applicable Standards:

- EN 779
- ASHRAE 52.1



Collective Protection Inc.

4641 Montgomery Ave.
Suite 200, Bethesda
MD 20814, USA

Tel.: +1 (443) 709-0575
Fax: +1 (443) 709-0578

info@hepa-filters.biz
www.hepa-filters.biz

Technical Data

Size code	29	39	49	59	
Size L x W	592 x 287 mm	592 x 389 mm	592 x 490 mm	592 x 592 mm	
Weight	3.0 kg	4.2 kg	4.9 kg	5.5 kg	
Rated airflow	2060 m ³ /h	2790 m ³ /h	3520 m ³ /h	4250 m ³ /h	
Active Filter Surface	8.1 m ²	11.6 m ²	15.1 m ²	18.7 m ²	GV8-06
Initial pressure drop @ rated airflow	122 Pa	109 Pa	102 Pa	98 Pa	
	8.5 m ²	12.3 m ²	16.0 m ²	19.8 m ²	GV8-07
	137 Pa	123 Pa	116 Pa	112 Pa	
	8.8 m ²	12.7 m ²	16.5 m ²	20.4 m ²	GV8-08
	145 Pa	132 Pa	125 Pa	123 Pa	
	8.8 m ²	12.7 m ²	16.5 m ²	20.4 m ²	GV8-09
	155 Pa	142 Pa	135 Pa	134 Pa	

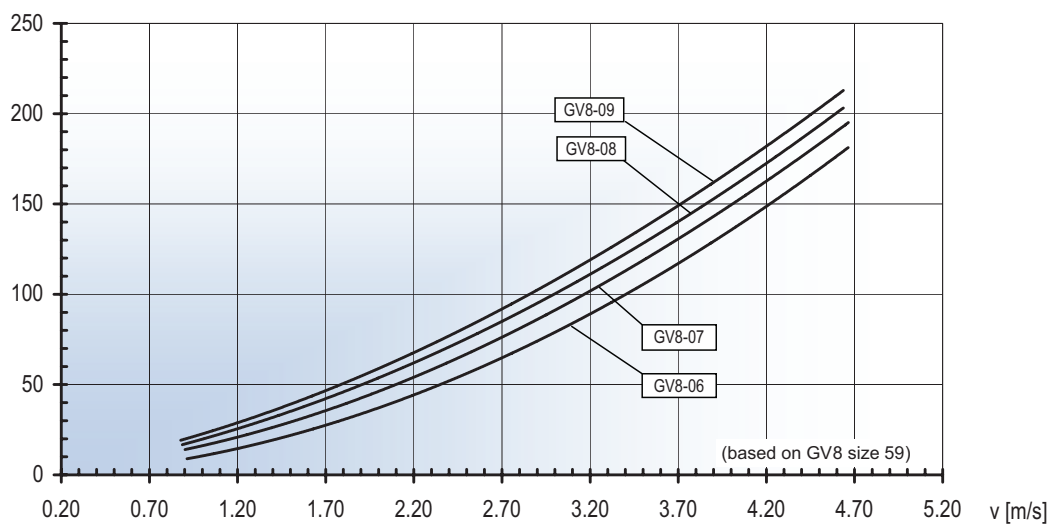
Filter data		F 6	F 7	F 8	F 9
Rated face velocity	m/s	3.37	3.37	3.37	3.37
Filter class according EN 779 ¹		F 6	F 7	F 8	F 9
Atmospherical dust spot efficiency @ rated airflow: average ²	%	65 (60-65)	85 (80-90)	95 (90-95)	97 (95-98)
Recommended final pressure drop	Pa	600	600	600	600
Bursting pressure	Pa	>2000/3000	>2000/3000	>2000/3000	>2000/3000
Max. continuous temperature	°C	80	80	80	80
Max. relative humidity	%	100	100	100	100
Flammability classification to DIN 4102 (Part 1)		B 2	B 2	B 2	B 2
Classification according to UL-900		2	2	2	2

1) Standard EN 779 (1995) based on ASHRAE 52.1

2) Final pressure drop 450 Pa

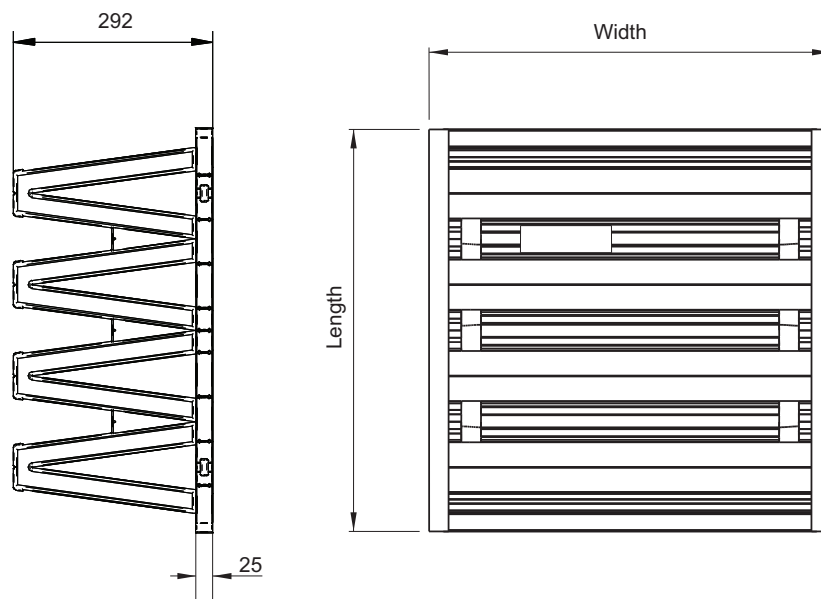
Initial Pressure Drop

Δp [Pa]





Dimensional Drawing



Order Numbers

Order no. **GV8** - **A** **B** - **C** **D** **E** **F**
 Example **GV8** - **08** **59** - **6** **0** **0** **0**

Efficiency	A	Size L x W	B	Frame	C	Construction	D	Screen material	E	Seal	F
F6	06	592 x 287 mm	29	Full Plastic	6	No Screen	0	No Screen	0	No Seal	0
F7	07	592 x 389 mm	39	Full Plastic reinforced frame for high burst pressure	7					1x Downstream	D
F8	08	592 x 490 mm	49							1x Upstream	U
F9	09	592 x 592 mm	59	Full Plastic fire retardant UL 900	4						

Specifications are subject to change without prior notice