



## Compact HEPA Filter Type GVA



### Features:

- Efficiencies of 99.97 % up to 99.99 %
- High quality glass fibre paper
- Lowest initial pressure drop
- High quality standard due to Quality Assurance System
- Highly economic through high final pressure drop
- Any airflow direction possible making installing easy
- Rigid frame



### **Collective Protection Inc.**

4641 Montgomery Ave.  
Suite 200, Bethesda  
MD 20814, USA

Tel.: +1 (443) 709-0575  
Fax: +1 (443) 709-0578

[info@hepa-filters.biz](mailto:info@hepa-filters.biz)  
[www.hepa-filters.biz](http://www.hepa-filters.biz)

## Overview

The Compact HEPA-Filter GVA is designed and tested to extract smallest particles out of the air. Each GVA Compact HEPA-Filter contains ten (10) "Minipleat-Papercakes" pleated in one piece and assembled in V-shape technology to achieve lowest pressure drop results.



- High quality glass fibre paper
- Lowest initial pressure drop
- Rigid frame
- Zinc coated profiles
- Filter height only 292mm
- High quality standard due to Quality Assurance System
- High burst pressure ( > 2000 Pa )
- Highly economical through high final pressure drop
- Useable in two flow directions
- Filter tested according to BS EN 1822




## Design

The side covers are made from rigid polyurethane forming in combination with zinc coated profiles on the top and the bottom. This design provides maximum space for the filter media pack and obtains an extremely high mechanical strength. The fibreglass media pleated in "minipleat shape" forms one continuous media and is cast in V-shape technology directly into the frame-sealant material. This design gives an absolutely tight media-frame connection in correlation to a highly active filter surface with a minimal pressure drop. The filters are supplied with a flat flange for a secure seal between the filter and each standard holding frame.



## Testing

Each HEPA-filter is tested and packed in accordance with American Standard IEST-RP-CC-001.3 (HEPA and ULPA Filters) or in accordance with the European Standard EN 1822-1, 4&5 (Testing filter elements HEPA and ULPA efficiency and scan method) or other customer requested testings.



## Applicable Standards:

- EN 1822



## Collective Protection Inc.

4641 Montgomery Ave.  
Suite 200, Bethesda  
MD 20814, USA

Tel.: +1 (443) 709-0575  
Fax: +1 (443) 709-0578

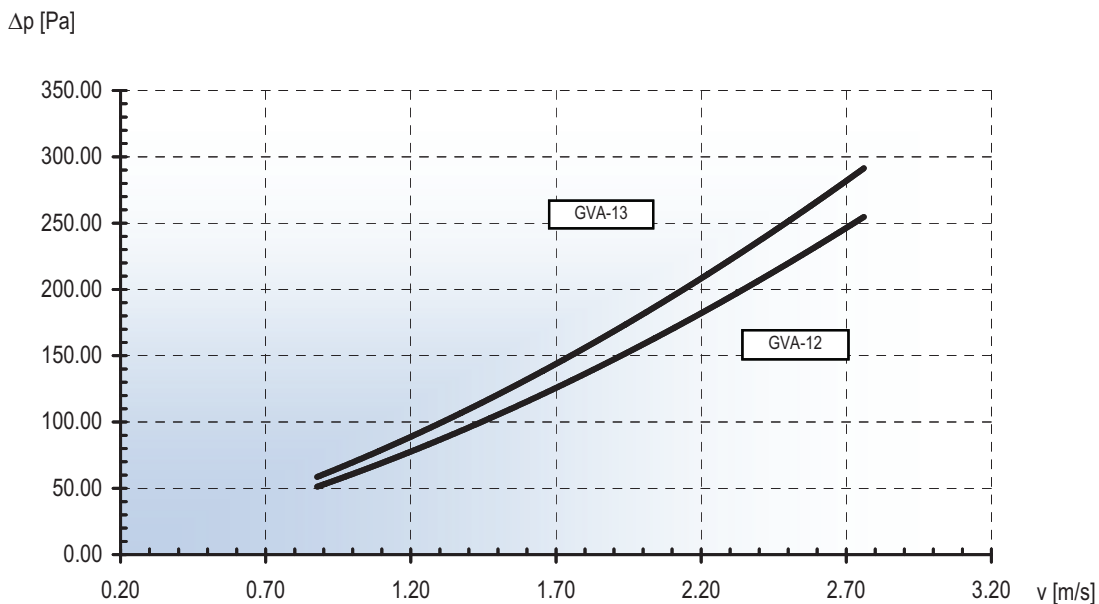
info@hepa-filters.biz  
www.hepa-filters.biz

## Technical Data

Size code	29	39	49	59	63	66	
Size L x W	592 x 287 mm	592 x 389 mm	592 x 490 mm	592 x 592 mm	610 x 305 mm	610 x 610 mm	
Weight	5.8 kg	7.0 kg	8.2 kg	10.8 kg	6.8 kg	11.4 kg	
Rated Airflow	1300 m <sup>3</sup> /h	1980 m <sup>3</sup> /h	2500 m <sup>3</sup> /h	3000 m <sup>3</sup> /h	1600 m <sup>3</sup> /h	3200 m <sup>3</sup> /h	
Active Filter Surface	14 m <sup>2</sup> / 226 Pa	17.4 m <sup>2</sup> / 242 Pa	22.6 m <sup>2</sup> / 232 Pa	28 m <sup>2</sup> / 226 Pa	14.5 m <sup>2</sup> / 273 Pa	29 m <sup>2</sup> / 233 Pa	GVA-12
Initial pressure drop @ rated Airflow	14 m <sup>2</sup> / 250 Pa	17.4 m <sup>2</sup> / 262 Pa	22.6 m <sup>2</sup> / 252 Pa	28 m <sup>2</sup> / 250 Pa	14.5 m <sup>2</sup> / 296 Pa	29 m <sup>2</sup> / 253 Pa	GVA-13

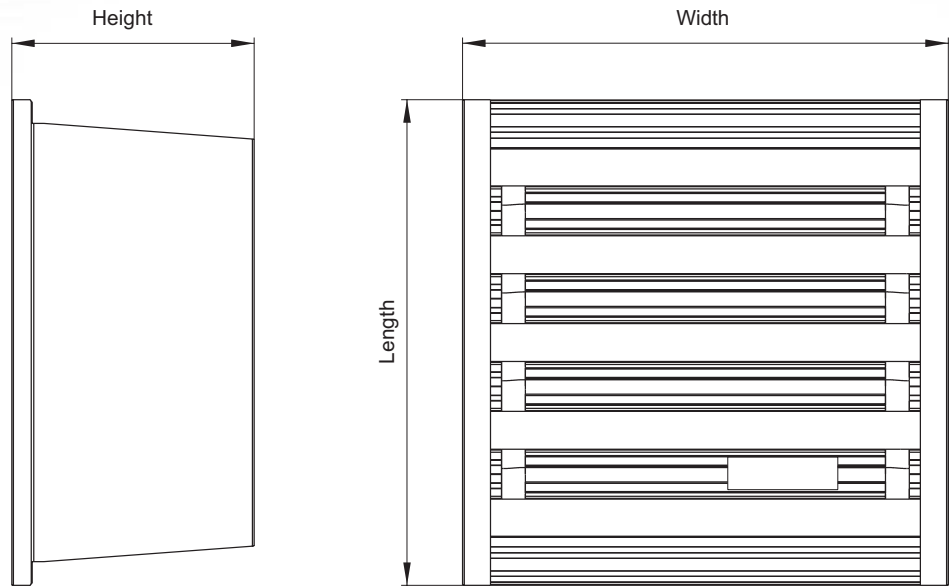
Filter type		GVA-12	GVA-13
Filter class according EN 1822		H12	H13
Min. initial efficiency @ Rated Airflow with MPPS-DEHS test	%	>99.93	>99.95
Min. initial efficiency @ rated airflow with particle size Ø 0.3µm	%	>99.97	>99.99
Recommended final pressure drop	Pa	600	600
Bursting pressure	Pa	> 2000	> 2000
Max. continuous temperature	°C	80	80
Max. relative humidity	%	100	100
Flammability classification to DIN 53436		K1/F1	K1/F1

## Initial Pressure Drop





## Dimensional Drawing



all dimensions are in mm

## Order Numbers

Order no. **GVA** - **A** **B** - **C** **D** **E** **F**

Example **GVA** - **12** **59** - **1** **0** **0** **0**

Efficiency	A	Size L x W	B	Frame	C	Construction	D	Screen material	E	Seal	F
H12	12	592 x 287 mm	29	Rigid Plastic	1	No Screen	0	No Screen	0	No Seal	0
H13	13	592 x 389 mm	39	Steel Powder Coated	2	Handle Face Gard	D	Exp. Steel / Powder Coated	C	1x Downstream	D
		592 x 490 mm	49	Steel Zink Coated	3			Exp. Steel / Zinc Coated	D	1x Upstream	U
		592 x 592 mm	59								
		610 x 305 mm	63								
		610 x 610 mm	66								